Police: Thanksgiving Art chez Lettering Delights

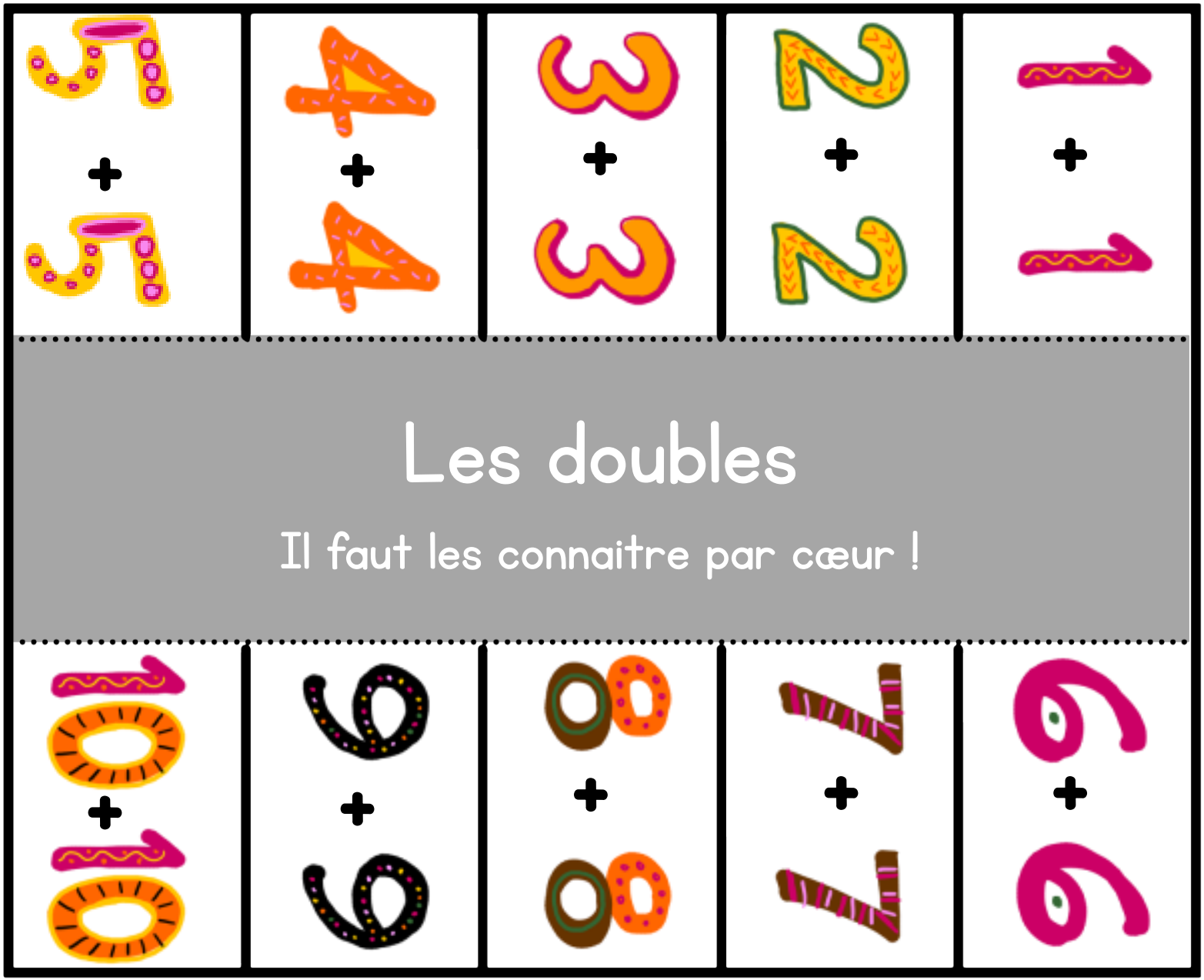


Les doubles

# Les doubles

| | | |
|---|---|---|
| 1 + 1 | Les doubles<br>Il faut les connaître par cœur ! | 6 + 6 |
| 2 + 2 | | 7 + 7 |
| 3 + 3 | | 8 + 8 |
| 4 + 4 | | 9 + 9 |
| 5 + 5 | | 10 + 10 |

# Les doubles

1 + 1 = 2

2 + 2 = 4

3 + 3 = 6

4 + 4 = 8

5 + 5 = 10

6 + 6 = 12

7 + 7 = 14

8 + 8 = 16

9 + 9 = 18

10 + 10 = 20

## Les doubles

Il faut les connaître par cœur !

Police: Thanksgiving Art chez Lettering Delights

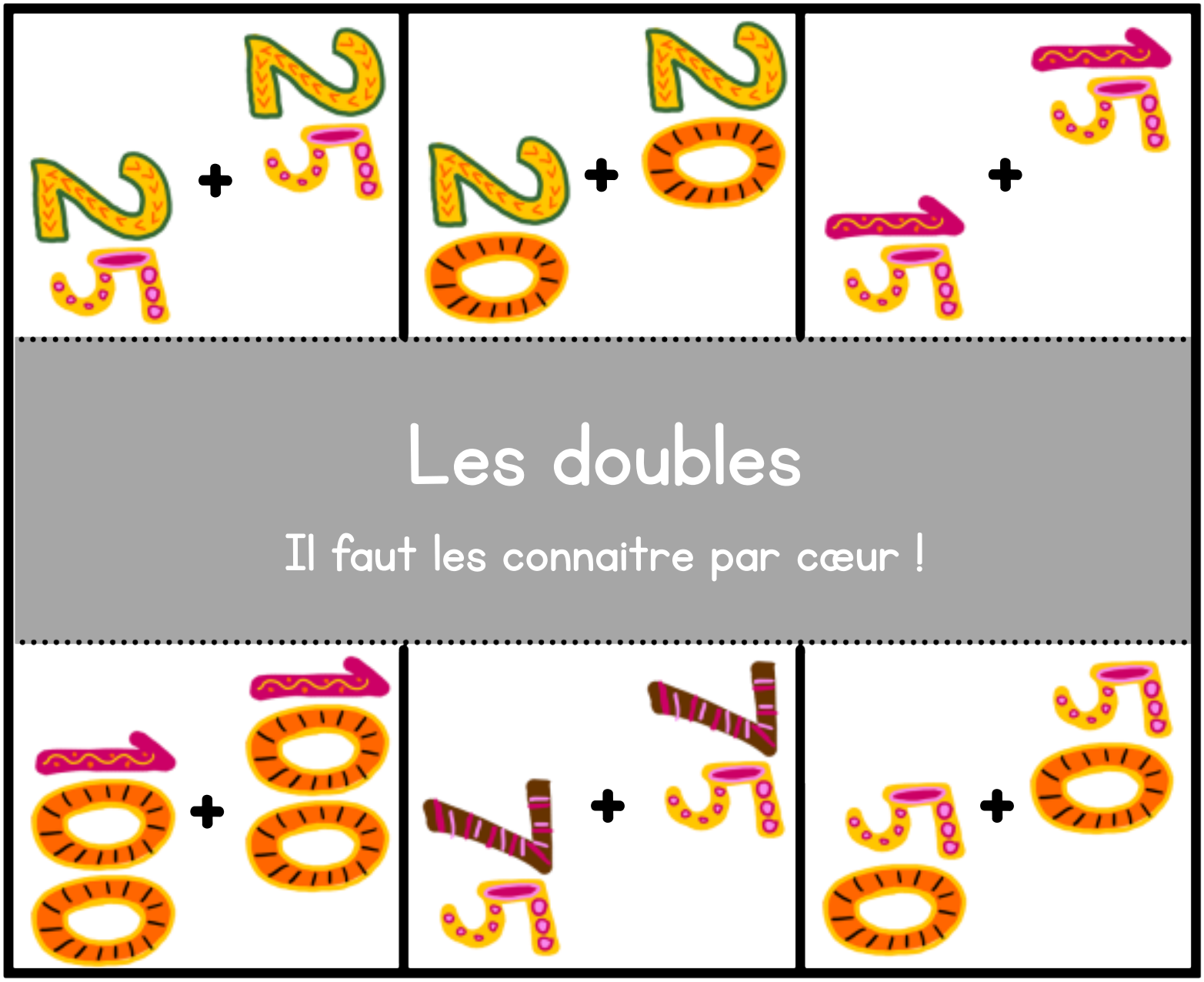


Les doubles

# Les doubles

15 + 15

20 + 20

25 + 25

50 + 50

75 + 75

100 + 100

## Les doubles

Il faut les connaître par cœur !

# Les doubles

30

00

40

50

50

00

Les doubles

Il faut les connaitre par cœur !

15 + 15

20 + 20

25 + 25

50 + 50

75 + 75

100 + 100

# Les compléments à 10




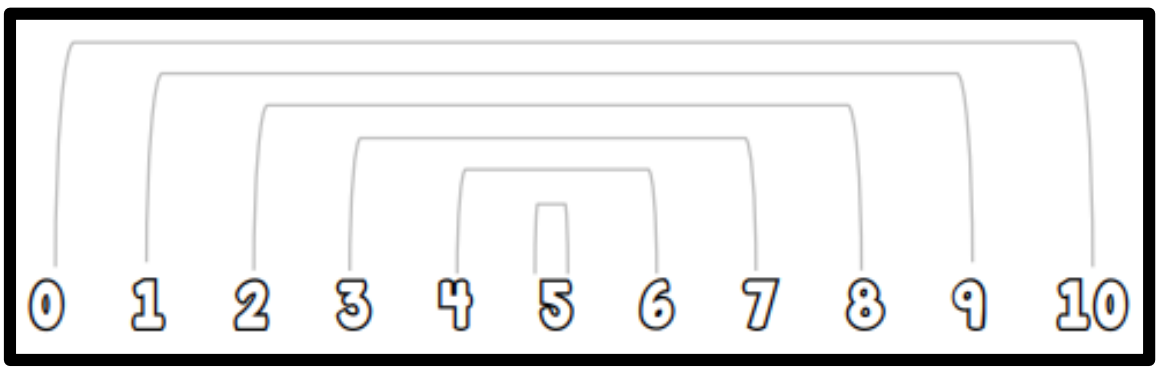


Source: L'école des Juliettes

cenicienta.fr

cenicienta.fr

# Les compléments à 10

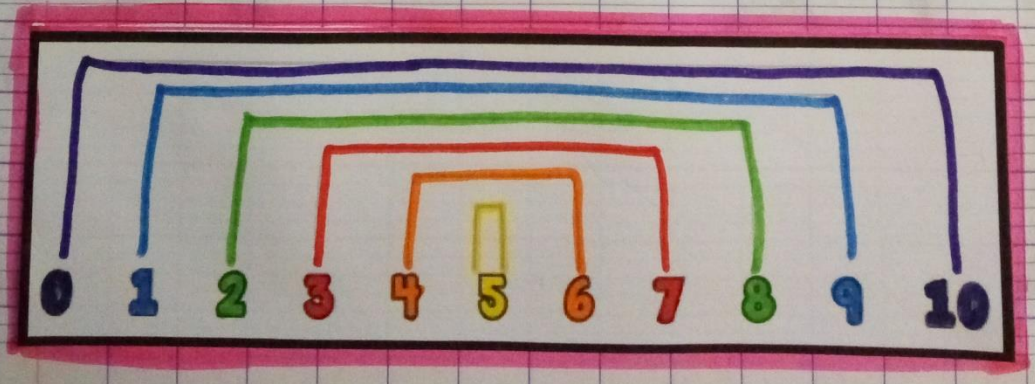

# Les compléments à 10

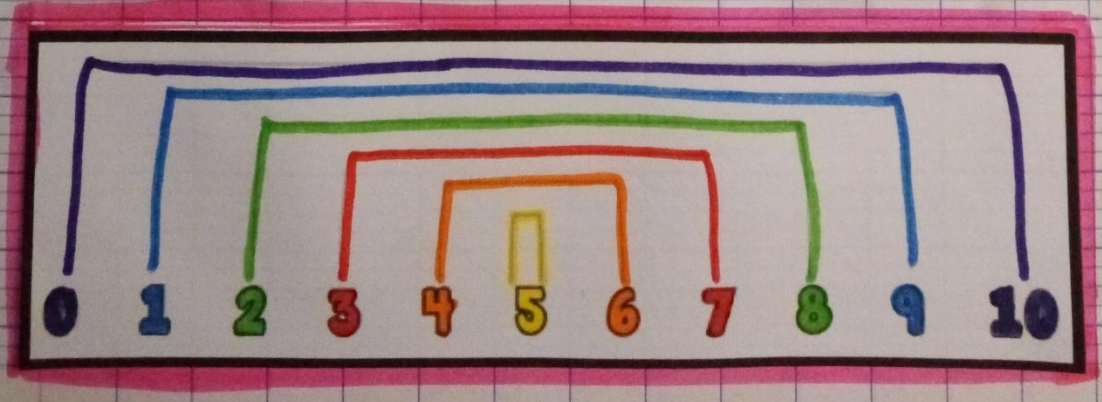

# Les tables d'addition



Police: Giddy Gingerbread chez Lettering Delights

cenicienta.fr

| | | |
|---|---|---|
| | ..... <br> 1+1 = 2 <br> 1+2 = 3 <br> 1+3 = 4 <br> 1+4 = 5 <br> 1+5 = 6 | |
| ..... <br> 2+1 = 3 <br> 2+2 = 4 <br> 2+3 = 5 <br> 2+4 = 6 <br> 2+5 = 7 | ..... <br> 3+1 = 4 <br> 3+2 = 5 <br> 3+3 = 6 <br> 3+4 = 7 <br> 3+5 = 8 | ..... <br> 4+1 = 5 <br> 4+2 = 6 <br> 4+3 = 7 <br> 4+4 = 8 <br> 4+5 = 9 |
| ..... <br> 5+1 = 6 <br> 5+2 = 7 <br> 5+3 = 8 <br> 5+4 = 9 <br> 5+5 = 10 | ..... <br> 6+1 = 7 <br> 6+2 = 8 <br> 6+3 = 9 <br> 6+4 = 10 <br> 6+5 = 11 | ..... <br> 7+1 = 8 <br> 7+2 = 9 <br> 7+3 = 10 <br> 7+4 = 11 <br> 7+5 = 12 |
| ..... <br> 8+1 = 9 <br> 8+2 = 10 <br> 8+3 = 11 <br> 8+4 = 12 <br> 8+5 = 13 | ..... <br> 9+1 = 10 <br> 9+2 = 11 <br> 9+3 = 12 <br> 9+4 = 13 <br> 9+5 = 14 | ..... <br> 10+1 = 11 <br> 10+2 = 12 <br> 10+3 = 13 <br> 10+4 = 14 <br> 10+5 = 15 |

cenicienta.fr

| | | |
|---|---|---|
| | ..... 1+6 = 7 1+7 = 8 1+8 = 9 1+9 = 10 1+10 = 11 | |
| ..... 2+6 = 8 2+7 = 9 2+8 = 10 2+9 = 11 2+10 = 12 | ..... 3+6 = 9 3+7 = 10 3+8 = 11 3+9 = 12 3+10 = 13 | ..... 4+6 = 10 4+7 = 11 4+8 = 12 4+9 = 13 4+10 = 14 |
| ..... 5+6 = 11 5+7 = 12 5+8 = 13 5+9 = 14 5+10 = 15 | ..... 6+6 = 12 6+7 = 13 6+8 = 14 6+9 = 15 6+10 = 16 | ..... 7+6 = 13 7+7 = 14 7+8 = 15 7+9 = 16 7+10 = 17 |
| ..... 8+6 = 14 8+7 = 15 8+8 = 16 8+9 = 17 8+10 = 18 | ..... 9+6 = 15 9+7 = 16 9+8 = 17 9+9 = 18 9+10 = 19 | ..... 10+6 = 16 10+7 = 17 10+8 = 18 10+9 = 19 10+10 = 20 |

cenicienta.fr

## Il faut connaitre les tables d'addition par cœur !

- Il faut s'entrainer à les apprendre dans le désordre.
- Je dois pouvoir donner le résultat en moins de 3 secondes !
- Les cases grises indiquent les résultats déjà connus.

*Exemple: 0 + 1 = 1 c'est pareil que 1 + 0 = 1*

- En rouge ce sont les doubles et en vert ce sont les compléments à 10.

| + | 0 | 1 | 2 | 3 | 4 | 5 | 6 | 7 | 8 | 9 | 10 |
|---|---|---|---|---|---|---|---|---|---|---|---|
| 0 | | | | | | | | | | | |
| 1 | | | | | | | | | | | |
| 2 | | | | | | | | | | | |
| 3 | | | | | | | | | | | |
| 4 | | | | | | | | | | | |
| 5 | | | | | | | | | | | |
| 6 | | | | | | | | | | | |
| 7 | | | | | | | | | | | |
| 8 | | | | | | | | | | | |
| 9 | | | | | | | | | | | |
| 10 | | | | | | | | | | | |

# Les tables d'addition

# Les tables d'addition

1+6 = 7
1+7 = 8
1+8 = 9
1+9 = 10
1+10 = 11

2+1 = 3
2+2 = 4
2+3 = 5
2+4 = 6
2+5 = 7
2+10 = 12



5+1 = 6
5+2 = 7
5+3 = 8
5+4 = 9
5+5 = 10

6+6 = 12
6+7 = 13
6+8 = 14
6+9 = 15
6+10 = 16

7+2 = 9
7+3 = 10
7+4 = 11
7+5 = 12
7+10 = 17

8+1 = 9
8+2 = 10
8+3 = 11
8+4 = 12
8+5 = 13
8+10 = 18

## Il faut connaitre les tables d'addition par cœur !

- Il faut s'entrainer à les apprendre dans le désordre.
- Je dois pouvoir donner le résultat en moins de 3 secondes !
- Les cases grises indiquent les résultats déjà connus.

*Exemple: 0 + 1 = 1 c'est pareil que 1 + 0 = 1*

- En rouge ce sont les doubles et en vert ce sont les compléments à 10.

| + | 0 | 1 | 2 | 3 | 4 | 5 | 6 | 7 | 8 | 9 | 10 |
|---|---|---|---|---|---|---|---|---|---|---|---|
| 0 | 0 | 1 | 2 | 3 | 4 | 5 | 6 | 7 | 8 | 9 | 10 |
| 1 | | 2 | 3 | 4 | 5 | 6 | 7 | 8 | 9 | 10 | 11 |
| 2 | | | 4 | 5 | 6 | 7 | 8 | 9 | 10 | 11 | 12 |
| 3 | | | | 6 | 7 | 8 | 9 | 10 | 11 | 12 | 13 |
| 4 | | | | | 8 | 9 | 10 | 11 | 12 | 13 | 14 |
| 5 | | | | | | 10 | 11 | 12 | 13 | 14 | 15 |
| 6 | | | | | 10 | | 12 | 13 | 14 | 15 | 16 |
| 7 | | | | 10 | | | | 14 | 15 | 16 | 17 |
| 8 | | | 10 | | | | | | 16 | 17 | 18 |
| 9 | | 10 | | | | | | | | 18 | 19 |
| 10 | 10 | | | | | | | | | | 20 |

# Bien poser une opération

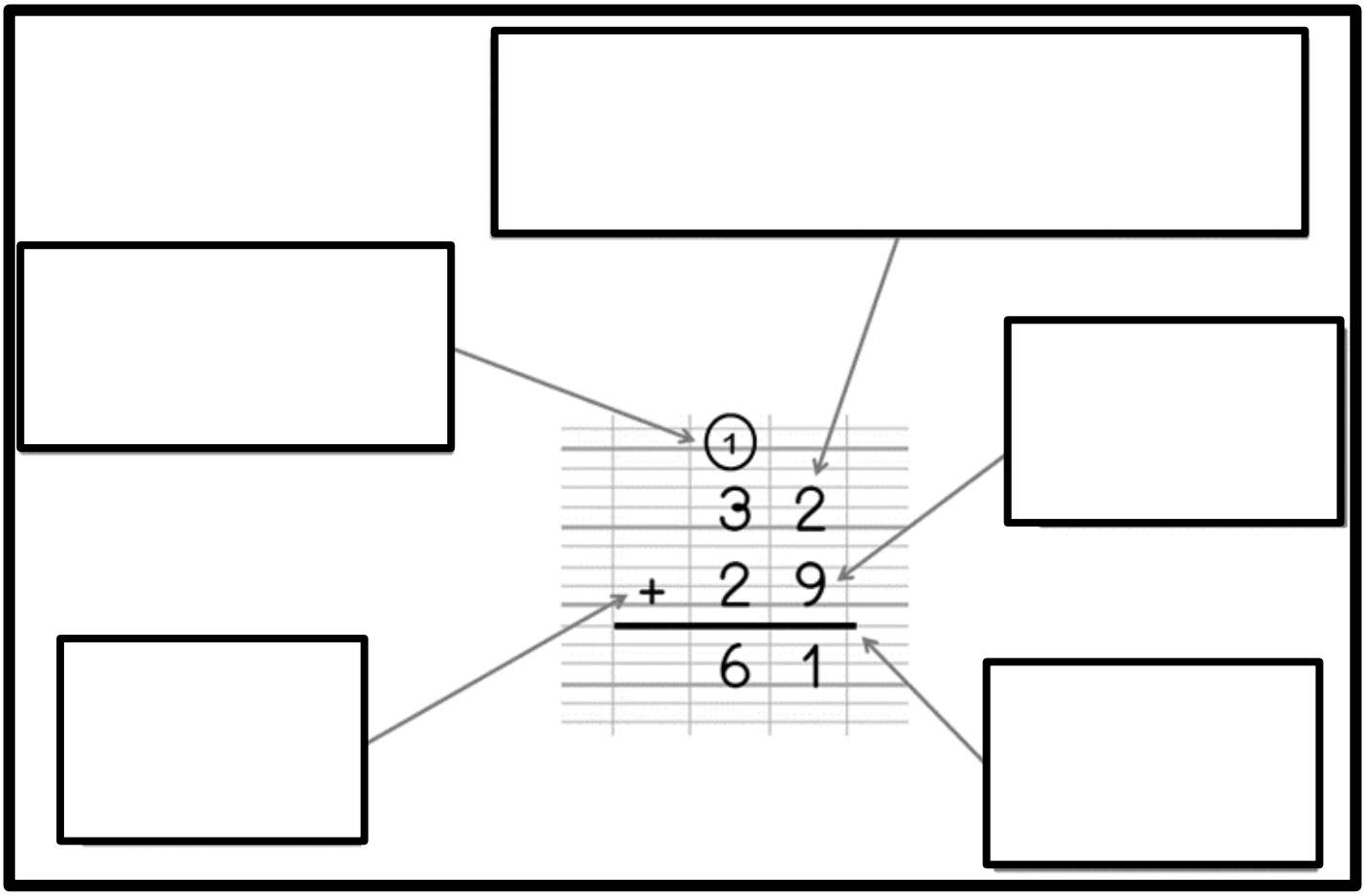


Je place la retenue dans sa colonne et je l'entoure.

Les chiffres font 2 interlignes de haut.

Je trace le trait sur l'interligne à la règle.

J'aligne les chiffres des unités sous les unités, les dizaines sous les dizaines…
Je mets un seul chiffre par carreau !

Je pense à écrire le signe.

cenicienta.fr

Source: Lutin Bazar

# Bien poser une opération

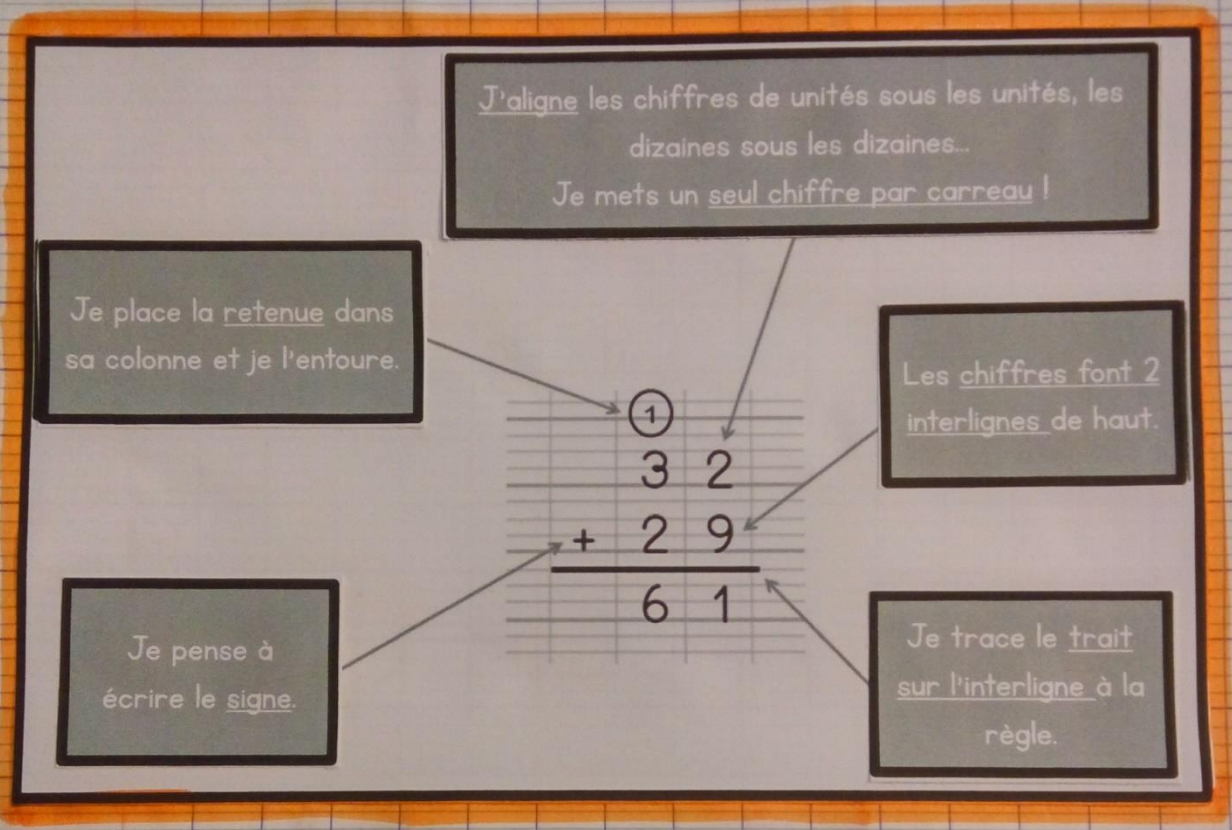


$$\begin{array}{r} 61 \\ +\ 25 \\ \hline 86 \end{array}$$

$$\begin{array}{r} {\scriptstyle 1}\phantom{00} \\ 124 \\ +\ 59 \\ \hline 183 \end{array}$$

$$\begin{array}{r} 21 \\ +\ \phantom{0}5 \\ +\ 143 \\ \hline 169 \end{array}$$

# L'addition posée

« Poser une addition » ça veut dire faire une addition « en colonne » !

Je veux poser l'addition suivante: 132 + 6 + 25 = ....

| | c | d | u |
|---|---|---|---|
| | | ◯ | |
| | 1 | 3 | 2 |
| + | | | 6 |
| + | | 2 | 5 |
| | ... | ... | ... |

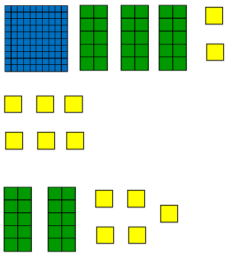

**1**

J'additionne les unités avec les unités.

**2**

J'additionne les dizaines avec les dizaines.



**3**

J'additionne les centaines avec les centaines.

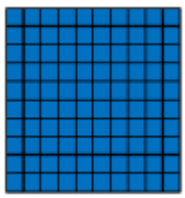

..... unités, c'est ..... dizaine et ..... unités.

J'envoie ..... dizaine « en retenue » dans la colonne des dizaines.

Je n'oublie pas d'additionner la retenue !

cenicienta.fr

# L'addition posée

« Poser une addition » ça veut dire faire une addition « en colonne » !

| | c | d | u |
|---|---|---|---|
| | | 1 | |
| | 1 | 3 | 2 |
| + | | | 6 |
| + | | 2 | 5 |
| | 1 | 6 | 3 |



**1**

J'additionne les unités avec les unités.

**2**

J'additionne les dizaines avec les dizaines.

**3**

J'additionne les centaines avec les centaines.



# L'addition posée

« Poser une addition

2 + 6 + 5 = 13

13 unités, c'est 1 dizaine et 3 unités.

J'envoie 1 dizaine « en retenue » dans la colonne des dizaines.

3 + 2 + (1) = 6

Je n'oublie pas d'additionner la retenue !

1 = 1

# La soustraction posée

Je veux calculer :
43 - 25 = ....

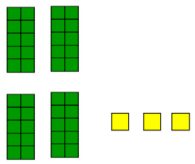

| | d | u |
|---|---|---|
| | 4 | 3 |
| - | 2 | 5 |
| | ... | ... |

Je ne peux pas enlever 5 à 3 !

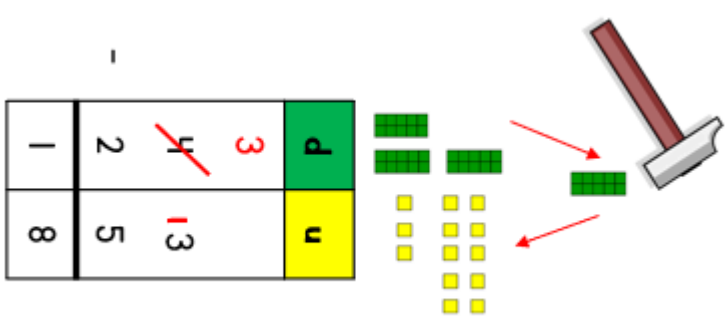


Je **casse une dizaine** que j'échange contre 10 unités.

13 - 5 = 8

cenicienta.fr

# La soustraction posée

Je veux calculer :
43 - 25 = ....



| | d | u |
|---|---|---|
| | 4 | 3 |
| - | 2 | 5 |
| | ... | ... |

Je ne peux pas enlever 5 à 3 !

# La soustraction posée

Je **casse une dizaine** que j'échange contre 10 unités.

13 - 5 = 8

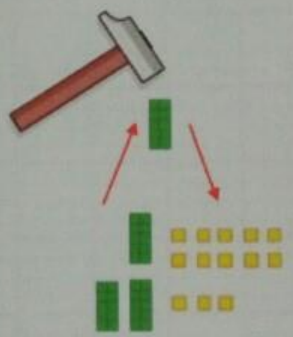

| | d | u |
|---|---|---|
| | 3 | |
| | ~~4~~ | 13 |
| - | 2 | 5 |
| | 1 | 8 |

# Les tables de multiplication

Il faut connaitre les tables de multiplication par cœur !

- Il faut s'entrainer à les apprendre dans le désordre.
- Je dois pouvoir donner le résultat en moins de 3 secondes !
- Les cases grises indiquent les résultats déjà connus.

| X | 0 | 1 | 2 | 3 | 4 | 5 | 6 | 7 | 8 | 9 | 10 |
|---|---|---|---|---|---|---|---|---|---|---|---|
| 0 | | | | | | | | | | | |
| 1 | | | | | | | | | | | |
| 2 | | | | | | | | | | | |
| 3 | | | | | | | | | | | |
| 4 | | | | | | | | | | | |
| 5 | | | | | | | | | | | |
| 6 | | | | | | | | | | | |
| 7 | | | | | | | | | | | |
| 8 | | | | | | | | | | | |
| 9 | | | | | | | | | | | |
| 10 | | | | | | | | | | | |

# Les tables de multiplication

Il faut connaitre les tables de multiplication par cœur !

- Il faut s'entrainer à les apprendre dans le désordre.
- Je dois pouvoir donner le résultat en moins de 3 secondes !
- Les cases grises indiquent les résultats déjà connus.

| X | 0 | 1 | 2 | 3 | 4 | 5 | 6 | 7 | 8 | 9 | 10 |
|---|---|---|---|---|---|---|---|---|---|---|---|
| 0 | 0 | 0 | 0 | 0 | 0 | 0 | 0 | 0 | 0 | 0 | 0 |
| 1 | 0 | 1 | 2 | 3 | 4 | 5 | 6 | 7 | 8 | 9 | 10 |
| 2 | 0 | 2 | 4 | 6 | 8 | 10 | 12 | 14 | 16 | 18 | 20 |
| 3 | 0 | 3 | 6 | 9 | 12 | 15 | 18 | 21 | 24 | 27 | 30 |
| 4 | 0 | 4 | 8 | 12 | 16 | 20 | 24 | 28 | 32 | 36 | 40 |
| 5 | 0 | 5 | 10 | 15 | 20 | 25 | 30 | 35 | 40 | 45 | 50 |
| 6 | 0 | 6 | 12 | 18 | 24 | 30 | 36 | 42 | 48 | 54 | 60 |
| 7 | 0 | 7 | 14 | 21 | 28 | 35 | 42 | 49 | 56 | 63 | 70 |
| 8 | 0 | 8 | 16 | 24 | 32 | 40 | 48 | 56 | 64 | 72 | 80 |
| 9 | 0 | 9 | 18 | 27 | 36 | 45 | 54 | 63 | 72 | 81 | 90 |
| 10 | 0 | 10 | 20 | 30 | 40 | 50 | 60 | 70 | 80 | 90 | 100 |

# La table de 2

cenicienta.fr

Inspiration: Dgedie







| | | |
|---|---|---|
| 2 | | 1 x 2 |
| 2+2 | | 2 x 2 |
| 2+2+2 | | 3 x 2 |
| 2+2+2+2 | | 4 x 2 |
| 2+2+2+2+2 | | 5 x 2 |
| 2+2+2+2+2+2 | | 6 x 2 |
| 2+2+2+2+2+2+2 | | 7 x 2 |
| 2+2+2+2+2+2+2+2 | | 8 x 2 |
| 2+2+2+2+2+2+2+2+2 | | 9 x 2 |
| 2+2+2+2+2+2+2+2+2+2 | | 10 x 2 |










cenicienta.fr

# La table de 2




| |
|---|
| 1 x 2 |
| 2 x 2 |
| 3 x 2 |
| 4 x 2 |
| 5 x 2 |
| 6 x 2 |
| 7 x 2 |
| 8 x 2 |
| 9 x 2 |
| 10 x 2 |

# La table de 2

2
6
10
14
16
20

10
1
2
9
x 2
3
16
4
7
6
10

2
2+2
2+2+2
2+2+2+2
10
12
2+2+2+2+2+2+2
2+2+2+2+2+2+2+2
2+2+2+2+2+2+2+2+2
2+2+2+2+2+2+2+2+2+2

2
4
6
8
10
12
14
16
18
20

# La table de 3

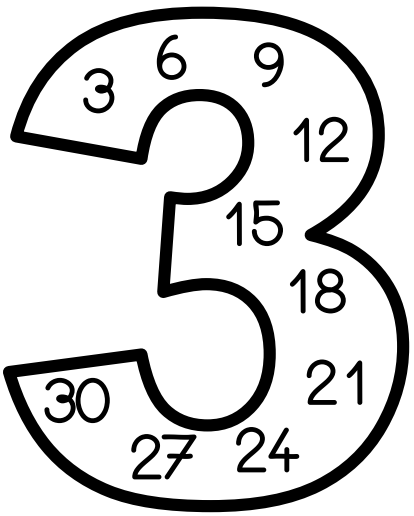


| | |
|---|---|
| 3 | 1 x 3 |
| 3+3 | 2 x 3 |
| 3+3+3 | 3 x 3 |
| 3+3+3+3 | 4 x 3 |
| 3+3+3+3+3 | 5 x 3 |
| 3+3+3+3+3+3 | 6 x 3 |
| 3+3+3+3+3+3+3 | 7 x 3 |
| 3+3+3+3+3+3+3+3 | 8 x 3 |
| 3+3+3+3+3+3+3+3+3 | 9 x 3 |
| 3+3+3+3+3+3+3+3+3+3 | 10 x 3 |




cenicienta.fr
Inspiration: Dgedie










cenicienta.fr

# La table de 3

1 x 3

2 x 3

3 x 3

4 x 3

5 x 3

6 x 3

7 x 3

8 x 3

9 x 3

10 x 3

# La table de 3

x 3
1
2
3
9
4
5
18
7
8
9
10

3
9
12
15
18
3 x 3
4 x 3
5 x 3
18
3+3+3+3+3+3
21
24
3+3+3+3+3+3+3+3+3
3+3+3+3+3+3+3+3+3+3

3
6
9
12
15
18
21
24
27
30

# La table de 4

cenicienta.fr

Inspiration: Dgedie

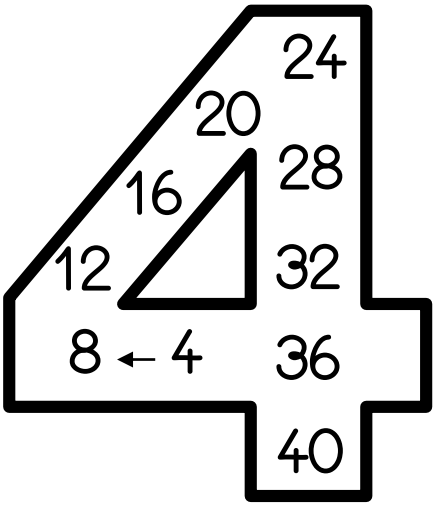





| | | |
|---|---|---|
| 4 | | 1 x 4 |
| 4+4 | | 2 x 4 |
| 4+4+4 | | 3 x 4 |
| 4+4+4+4 | | 4 x 4 |
| 4+4+4+4+4 | | 5 x 4 |
| 4+4+4+4+4+4 | | 6 x 4 |
| 4+4+4+4+4+4+4 | | 7 x 4 |
| 4+4+4+4+4+4+4+4 | | 8 x 4 |
| 4+4+4+4+4+4+4+4+4 | | 9 x 4 |
| 4+4+4+4+4+4+4+4+4+4 | | 10 x 4 |










cenicienta.fr

# La table de 4




1 x 4
2 x 4
3 x 4
4 x 4
5 x 4
6 x 4
7 x 4
8 x 4
9 x 4
10 x 4

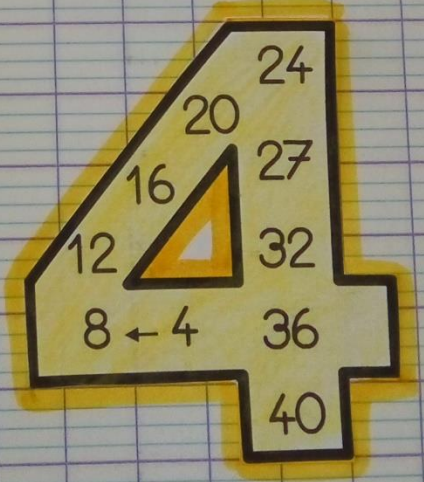

# La table de 4


1
2
3
4
5
6
7
8
9
10
x 4


4
12
16
20
24
27
32
4+4+4+4+4+4+4
8 x 4
9 x 4
4+4+4+4+4+4+4+4+4

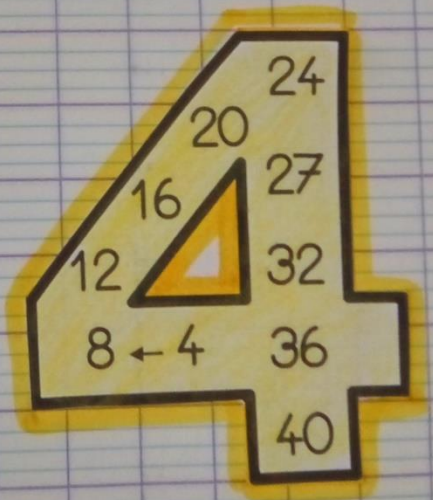
24
20
27
16
12
32
8 ← 4
36
40

# La table de 5

cenicienta.fr
Inspiration: Dgedie

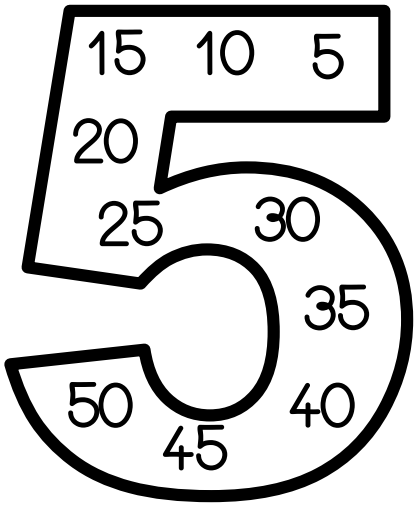





| | |
|---|---|
| 5 | 1 x 5 |
| 5+5 | 2 x 5 |
| 5+5+5 | 3 x 5 |
| 5+5+5+5 | 4 x 5 |
| 5+5+5+5+5 | 5 x 5 |
| 5+5+5+5+5+5 | 6 x 5 |
| 5+5+5+5+5+5+5 | 7 x 5 |
| 5+5+5+5+5+5+5+5 | 8 x 5 |
| 5+5+5+5+5+5+5+5+5 | 9 x 5 |
| 5+5+5+5+5+5+5+5+5+5 | 10 x 5 |










cenicienta.fr

# La table de 5


1
2
3
4
5
6
7
8
9
10
x 5


1 x 5
2 x 5
3 x 5
4 x 5
5 x 5
6 x 5
7 x 5
8 x 5
9 x 5
10 x 5
5
5
5+5
5+5+5
+5+5+5+5
5+5+5+5+5+5


15 10 5
20
25 30
35
50 40
45

# La table de 5

1
2
3
4
5
6
7
8
9
10
x 5

5
15
20
25
30
35
40
5+5+5+5+5+5+5+5+5+5
5+5+5+5+5+5+5+5+5+5

15 10 5
20
25 30
35
50 40
45

# La multiplication posée

Je veux calculer :
26 x 4 = ....
**Je dois distribuer le 4.**

26 x 4 = (20 x 4) + (6 x 4)
26 x 4 = 80 + 24
26 x 4 = 104



X

| c | d | u |
|---|---|---|
| | (2) | |
| | 2 | 6 |
| | | 4 |
| ... | ... | 4 |

Je calcule
4 x 6 = 24

Je calcule
4 x 2 = 8
PUIS j'ajoute la retenue :
8 + 2 = 10

X

| | | |
|---|---|---|
| 1 | | c |
| 0 | 2 (2) | d |
| 4 | 4 6 | u |

cenicienta.fr

# La multiplication posée

Je veux calculer :
26 x 4 = ....
Je dois distribuer le 4.

26 x 4 = (20 x 4) + (6 x 4)
26 x 4 = 80 + 24
26 x 4 = 104

| | c | d | u |
|---|---|---|---|
| | | (2) | |
| | | 2 | 6 |
| X | | | 4 |
| | ... | ... | 4 |

Je calcule
4 x 6 = 24

# La multiplication posée

Je calcule
4 x 2 = 8
PUIS j'ajoute la retenue :
8 + 2 = 10

| | c | d | u |
|---|---|---|---|
| | | (2) | |
| | | 2 | 6 |
| X | | | 4 |
| | 1 | 0 | 4 |

# La table de 6

cenicienta.fr

Inspiration: Dgedie







| | |
|---|---|
| 6 | 1 x 6 |
| 6+6 | 2 x 6 |
| 6+6+6 | 3 x 6 |
| 6+6+6+6 | 4 x 6 |
| 6+6+6+6+6 | 5 x 6 |
| 6+6+6+6+6+6 | 6 x 6 |
| 6+6+6+6+6+6+6 | 7 x 6 |
| 6+6+6+6+6+6+6+6 | 8 x 6 |
| 6+6+6+6+6+6+6+6+6 | 9 x 6 |
| 6+6+6+6+6+6+6+6+6+6 | 10 x 6 |

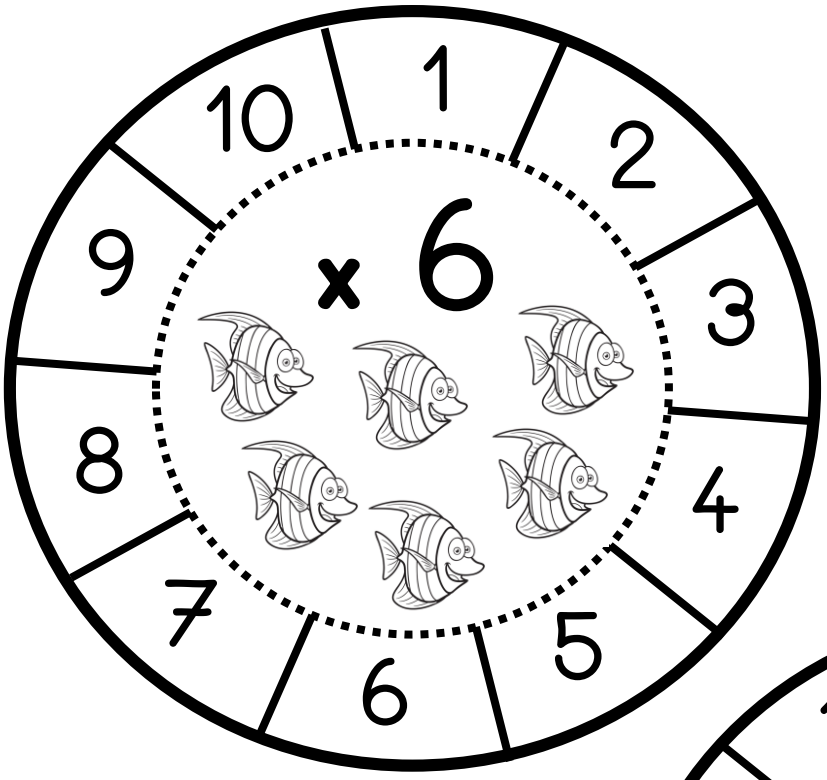





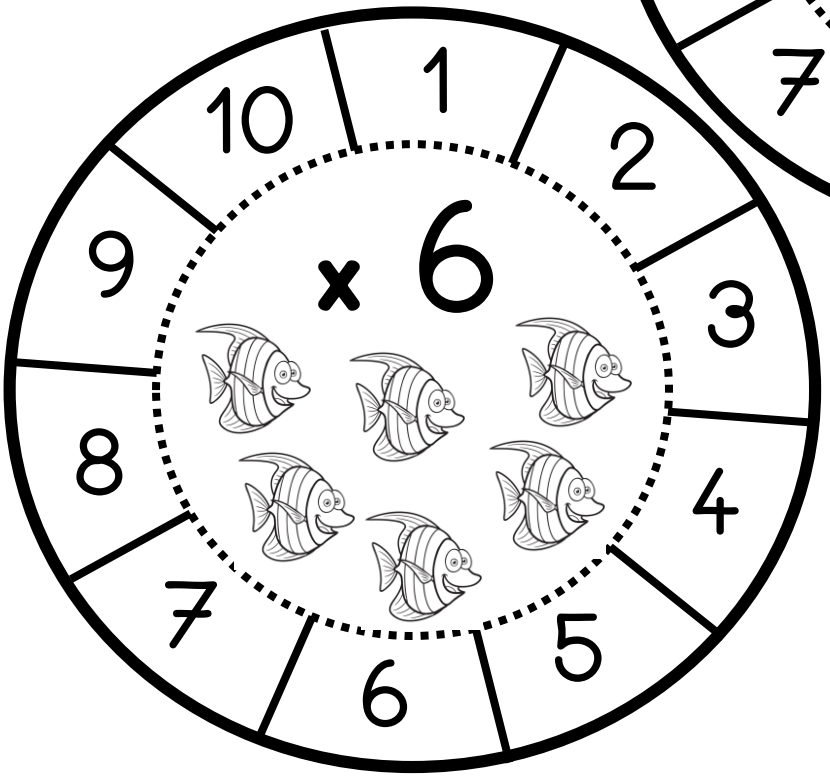


cenicienta.fr

# La table de 6

1 x 6

2 x 6

3 x 6

4 x 6

5 x 6

6 x 6

7 x 6

8 x 6

9 x 6

10 x 6



# La table de 7

cenicienta.fr

Inspiration: Dgedie

7 14 21 28 35
42
49
56
63
70

| | | |
|---|---|---|
| 7 | | 1 x 7 |
| 7+7 | | 2 x 7 |
| 7+7+7 | | 3 x 7 |
| 7+7+7+7 | | 4 x 7 |
| 7+7+7+7+7 | | 5 x 7 |
| 7+7+7+7+7+7 | | 6 x 7 |
| 7+7+7+7+7+7+7 | | 7 x 7 |
| 7+7+7+7+7+7+7+7 | | 8 x 7 |
| 7+7+7+7+7+7+7+7+7 | | 9 x 7 |
| 7+7+7+7+7+7+7+7+7+7 | | 10 x 7 |












cenicienta.fr

# La table de 7

1 x 7
2 x 7
3 x 7
4 x 7
5 x 7
6 x 7
7 x 7
8 x 7
9 x 7
10 x 7

7 14 21 28 35
42
49
56
63
70

# La table de 8

cenicienta.fr

Inspiration: Dgedie

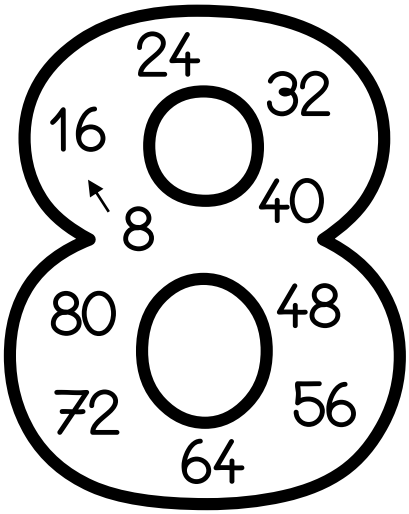





| | | |
|---|---|---|
| 8 | | 1 x 8 |
| 8+8 | | 2 x 8 |
| 8+8+8 | | 3 x 8 |
| 8+8+8+8 | | 4 x 8 |
| 8+8+8+8+8 | | 5 x 8 |
| 8+8+8+8+8+8 | | 6 x 8 |
| 8+8+8+8+8+8+8 | | 7 x 8 |
| 8+8+8+8+8+8+8+8 | | 8 x 8 |
| 8+8+8+8+8+8+8+8+8 | | 9 x 8 |
| 8+8+8+8+8+8+8+8+8+8 | | 10 x 8 |










cenicienta.fr

# La table de 8

1 × 8

2 × 8

3 × 8

4 × 8

5 × 8

6 × 8

7 × 8

8 × 8

9 × 8

10 × 8



# La table de 9

cenicienta.fr

Inspiration: Dgedie




| | | |
|---|---|---|
| 9 | | 1 x 9 |
| 9+9 | | 2 x 9 |
| 9+9+9 | | 3 x 9 |
| 9+9+9+9 | | 4 x 9 |
| 9+9+9+9+9 | | 5 x 9 |
| 9+9+9+9+9+9 | | 6 x 9 |
| 9+9+9+9+9+9+9 | | 7 x 9 |
| 9+9+9+9+9+9+9+9 | | 8 x 9 |
| 9+9+9+9+9+9+9+9+9 | | 9 x 9 |
| 9+9+9+9+9+9+9+9+9+9 | | 10 x 9 |












cenicienta.fr

# La table de 9

1 x 9

2 x 9

3 x 9

4 x 9

5 x 9

6 x 9

7 x 9

8 x 9

9 x 9

10 x 9